

Connecting the Entire Fretboard with the Pentatonic Scale

Steve Stine

A minor pentatonic

3rd Position

Musical notation for the 3rd position A minor pentatonic scale. The treble clef staff shows the scale ascending and descending. The guitar TAB staff shows the fret numbers for each note: 10, 12, 10, 12, 10, 12, 9, 12, 10, 13, 10, 12, 12, 10, 13, 10, 12, 9, 12, 10, 12, 10, 12, 10.

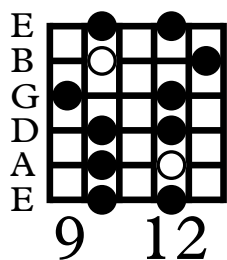
4th Position

Musical notation for the 4th position A minor pentatonic scale. The treble clef staff shows the scale ascending and descending. The guitar TAB staff shows the fret numbers for each note: 12, 15, 12, 15, 12, 14, 12, 14, 13, 15, 12, 15, 15, 12, 15, 13, 14, 12, 14, 12, 15, 12, 15, 12. A second TAB staff is labeled "one octave lower" and shows fret numbers: 0, 3, 0, 3, 0, 2, 0, 2, 1, 3, 0, 3, 3, 0, 3, 1, 2, 0, 2, 0, 3, 0, 3, 0.

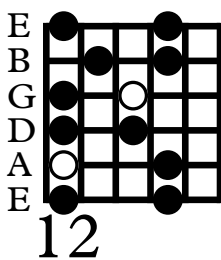
5th Position

Musical notation for the 5th position A minor pentatonic scale. The treble clef staff shows the scale ascending and descending. The guitar TAB staff shows the fret numbers for each note: 15, 17, 15, 17, 14, 17, 14, 17, 15, 17, 15, 17, 15, 17, 15, 17, 14, 17, 14, 17, 15, 17, 15. A second TAB staff is labeled "one octave lower" and shows fret numbers: 3, 5, 3, 5, 2, 5, 2, 5, 3, 5, 3, 5, 5, 3, 5, 3, 5, 2, 5, 2, 5, 3, 5, 3.


3rd Position



4th Position



5th Position



Connecting Positions

Example #1 (3:47)

T
A
B

10 12 9 12 10 13 (13) | 8 10 13

Example #2 (4:08)

T
A
B

7 5 7 10 (10) | 9 12 10 13 (13)

one octave higher

Example #3 (8:07)

T
A
B

12 14 13 15 12 15 15 | 12 14 15

Example #4 (8:52)

T
A
B

15 15 17 15 13 14 | 15 13